

Home Inspector Licensing and Continuing Education

COURSE CATALOG

September - December 2006



It's easy to enroll!

Call toll-free: 1-800-866-4143

Visit: www.kpstexas.com

KAPLAN

PROFESSIONAL
SCHOOLS

Welcome to Kaplan Professional Schools and a great career in home inspection.



Home Inspectors are respected professionals who use their knowledge to protect families and leave home-buyers more informed about purchasing the home of their dreams. As consumer protection laws become more rigorous, and home-buyers protect their investment with the knowledge a home inspection provides, the need for Professional Home Inspectors is greater than ever.

A professional home inspection is a key part of nearly every home purchase. This inspection includes a systematic review of all visible parts of the house and its surroundings, from the foundation to the roof, including electrical, plumbing, heating systems, and major appliances. The Inspection report gives buyers the information they need to make a sound home-buying decision.

You can begin a career as a Professional Home Inspector in just a few months. Embrace a career with numerous rewards—from the freedoms of working in the field, to setting your own hours, and an income limited only by the energy you devote.

The Kaplan Professional Schools Difference

To become successful in the home inspection industry, you need the VERY BEST professional home inspection training and education available. It's that simple. What sets Kaplan Professional Schools apart from the rest?

- **Our instructors** are certified professional home inspectors who have personally performed thousands of home inspections. Many of our instructors are current or past presidents and/or board members of the nation's largest home inspector associations.
- **Our class locations** in the Houston and Dallas areas include newly-designed hands-on labs, allowing you to gain useful experience by performing inspections on actual furnaces, air conditioners, electrical panels, roof displays and other standard home systems.
- **Our courses** are supplemented by valuable reference materials that may include textbooks, workbooks, study guides, videos, sample report forms, and more to help you maximize your comprehension of the course curriculum. These helpful resources have been written and developed by industry-leading professionals with many years of on-the-job experience.
- **The partnership** between Kaplan Professional Schools and ITA in Texas has created an unmatched leader in quality, convenience, affordability and experience. Kaplan Professional Schools has offered superior education to professions serving the real estate industry for over 30 combined years. ITA, the first licensed home inspection school in the nation, has been providing the highest quality home inspection training and education since 1987.



“The hands-on training, in-house lab, on-site inspection, marketing services, business planning and the exam prep course were all exceptional! Kaplan Professional Schools’ outstanding program essentially ensures we pass the state exam the first time!”

- Burr Willcox


Table of Contents

Important Information For License Applicants	3
Licensing Education Training Courses . .	4-7
Individual Licensing Courses	8-9
Continuing Education Courses	10-11
Products and Services	12
Tools and Supplies	13
Business Start-Up Videos and Books .	14-15
Location Addresses and Maps	16

Climb the Ladder to Success

It's easy with Kaplan Professional Schools!

Steps to Becoming a Licensed Home Inspector in Texas



- Step 6** Kaplan Professional Schools is here to provide you with everything you need to create and maintain a profitable home inspection business. Keep your license current by taking our business enhancement ICE courses. We also have great tools, supplies, software and marketing services!
- Step 5** Take the State license examination. The exam must be passed within 6 months from the date the application for a license is filed with TREC.
- Step 4** Be prepared! Take Kaplan Professional Schools' Exam Prep for Inspectors. This course reviews all major concepts, provides you with winning test strategies and helps you be prepared to pass your state exam.
- Step 3** Schedule your license examination with PSI after you receive the Candidate Information Brochure (CIB). The CIB is mailed to you within 48 hours once your application has been received, processed and accepted.
- Step 2** After completing the required hours, submit your Evaluation of Education and Experience to the Texas Real Estate Commission (TREC) for approval. Upon approval, file the Professional Inspector License Application form with TREC.
- Step 1** Take the first step to success! Choose Kaplan Professional Schools to begin a great career in home inspection. We have a variety of courses that will best fit your past experience and study preference. Refer to "How to Choose Which Course is Best for You" below and complete your required 448 hours of core real estate inspection courses.

How to Choose Which Course is Best For You:

If you...	Choose	Page
Have little to no experience in the home inspection process	Premier Inspector Training Course	4
Have an extensive background in construction, engineering or related fields	Fast Track Inspector Training Course	5
Are stretched for time and are not able to attend classroom training	Correspondence Inspector Training Course	6
Have already chosen a sponsoring Professional Real Estate Inspector and are not able to attend classroom training	Sponsorship Correspondence Training Course	7

Obtaining your Professional Real Estate Inspector's License

Kaplan Professional Schools offers several options for you to obtain a Professional Inspector license, the only license that permits you to work independently or with a company. Choose the course that best fits with your past experience and study preferences.

Premier Inspector Training Course

13 days of classroom training
(no sponsor required, approx. 2-4 months to complete)

If you have little or no experience in the home inspection process, this package is the best choice for you to jumpstart your home inspection career and prepare for success on the state exam. The 448-hour Premier Inspector Training Course combines on-site education, field training and correspondence study to help you gain a working knowledge of all the systems and technical areas required to complete a home inspection. This program also provides you with valuable information on how to set up and maintain a successful inspection business.

This course includes:

On-site

11-day Residential Home Inspection Course (90 hours, includes field inspection)

- Day 1: The Scope of Inspections; The Home Inspection Business; Report Writing
- Day 2: Structure
- Day 3: Exterior; Interior
- Day 4: Roofing
- Day 5: Plumbing
- Day 6: Field Inspection
- Day 7 & 8: Electrical
- Day 9 & 10: Heat Pumps; Central Air Conditioning
- Day 11: Marketing & Sales; Final Examination

2-day Exam Prep Course

Correspondence

Texas Technical Correspondence Program (320 hours)

- Foundations – 45 hours
- Framing – 45 hours
- Electrical Systems – 40 hours
- Plumbing – 40 hours
- HVAC Systems – 40 hours
- Roof Systems – 40 hours
- Building Enclosure – 20 hours
- Standards of Practice/Legal/Ethics – 15 hours
- Standard Report Form/Report Writing – 15 hours
- Appliances – 10 hours
- EPA, CPSC, Safety and Business Practices – 10 hours

Business Principles for the Home Inspector (38 hours)

Tuition: \$3,299 (a savings of \$1,746 off the individual component prices!)

Financial Assistance Available:

We work closely with the SLM Financial Corporation®, a Sallie Mae® company, to offer a variety of flexible financing programs. Call to apply or obtain more information at www.salliemae.com.



September to December 2006 Schedule

Residential Home Inspection Course
Time: 8:00am – 5:40pm

Dallas Area

Sep 11 – 16
& 18 – 22

Nov 6 – 11
& 13 – 17

Houston Area

Oct 16 – 21
& 23 – 27

Dec 4 – 9
& 18 – 22

Exam Prep Course

Time: 8:30am – 5:30pm

See available Exam Prep Dates for Dallas and Houston Areas on page 9.



Obtaining your Professional Real Estate Inspector's License

Fast Track Inspector Training Course

8 days of classroom training

(no sponsor required, approx. 2-4 months to complete)

September to December 2006 Schedule

Residential Home Inspection Course

Time: 8:00am – 5:40pm

Dallas Area

Oct 9 – 14

Dec 4 – 9

Houston Area

Sep 11 – 16

Nov 13 – 18

Exam Prep Course

Time: 8:30am – 5:30pm

See available Exam Prep Dates for Dallas and Houston Areas on page 9.

Do you already have an extensive background in construction, engineering or related fields? If yes, this is the best option for you to enter the home inspection business and prepare for a passing score on the state exam. The 448-hour Fast Track Inspector Training Course combines on-site education and intensive field training with correspondence study to help you gain a working knowledge of all the systems and technical areas required to complete a home inspection. In addition to building your current skill level, this program also provides you with helpful business and marketing strategies.

This course includes:

On-site

6-day Home Inspection–Fast Track Course (55 hours, includes field inspection)

- *Day 1:* The Scope of Inspections; Recognized National Standards of Practice; The Home Inspection Business; Report Writing
- *Day 2:* Structure; Exterior; Interior
- *Day 3:* Roofing; Plumbing
- *Day 4:* Electrical
- *Day 5:* Heating; Air Conditioning; Insulation; Ventilation
- *Day 6:* Field Inspection; Marketing; Sales

2-day Exam Prep Course

Correspondence

Texas Technical Correspondence Program (320 hours)

- Foundations – 45 hours
- Framing – 45 hours
- Electrical Systems – 40 hours
- Plumbing – 40 hours
- HVAC Systems – 40 hours
- Roof Systems – 40 hours
- Building Enclosure – 20 hours
- Standards of Practice/Legal/Ethics – 15 hours
- Standard Report Form/Report Writing – 15 hours
- Appliances – 10 hours
- EPA, CPSC, Safety and Business Practices – 10 hours

Business Principles for the Home Inspector (38 hours)

IRC Code Module (35 hours)

Tuition: \$2,399 (a savings of \$1,296 off the individual component prices!)

Obtaining your Professional Real Estate Inspector's License

Correspondence Inspector Training Course + 2 Days of Exam Prep

(no sponsor required, approx. 2-4 months to complete)

This course is the best choice if you are not able to attend classroom training. With this convenient 448-hour program, you can complete your licensing education at your own pace and schedule. When you're finished, you're ready to come to our on-site Exam Prep course to prepare for success on the state exam.

This course includes:

On-site

2-day Exam Prep Course

Correspondence

Texas Technical Correspondence Program (320 hours)

- Foundations – 45 hours
- Framing – 45 hours
- Electrical Systems – 40 hours
- Plumbing – 40 hours
- HVAC Systems – 40 hours
- Roof Systems – 40 hours
- Building Enclosure – 20 hours
- Standards of Practice/Legal/Ethics – 15 hours
- Standard Report Form/Report Writing – 15 hours
- Appliances – 10 hours
- EPA, CPSC, Safety and Business Practices – 10 hours

Correspondence Modules A-G (128 hours)

- Module A:* Getting Started – 25 hours
- Module B:* Structure, Interior & Insulation – 23 hours
- Module C:* Roofing/Exterior – 24 hours
- Module D:* Residential Plumbing Inspection – 10 hours
- Module E:* Mechanical – 24 hours
- Module F:* Electrical – 12 hours
- Module G:* Codes – 10 hours

Tuition: \$1,999 (a savings of \$1,194 off the individual component prices!)





Obtaining your Professional Real Estate Inspector's License

"The excellent training and coaching given by Kaplan Professional Schools was responsible for my passing the inspector test on the first try. I would strongly recommend anyone interested in starting a home inspection business in Texas to take these classes to obtain their Texas Real Estate Professional Inspectors license!"

- Rich Jones

"I am pleased to tell you on my first attempt I passed my state test. My success can be attributed to Kaplan Professional Schools' curriculum and of course the instructors. Professional Real Estate Inspector – I just love that sound. Thank you very much for helping me achieve this goal."

- J. Scott Walling

Sponsorship Correspondence Training Course

+ 2 Days of Exam Prep

(sponsor required, approx. 1½ years to complete)

Choose this package if you have already chosen a sponsoring Professional Real Estate Inspector and you are not able to attend classroom training. This 128-hour program will satisfy all the required licensing education, plus provide you with all the tools and confidence you need to pass both of the required state exams (Texas Real Estate Inspector and Professional Real Estate Inspector) the first time.

This course includes:

On-site

2-day Exam Prep Course

Correspondence

Correspondence Modules A-G (128 hours)

Module A: Getting Started – 25 hours

Module B: Structure, Interior & Insulation – 23 hours

Module C: Roofing/Exterior – 24 hours

Module D: Residential Plumbing Inspection – 10 hours

Module E: Mechanical – 24 hours

Module F: Electrical – 12 hours

Module G: Codes – 10 hours

Tuition: \$1,299 (a savings of \$395 off the individual component prices!)

Individual

Licensing Courses and Descriptions

We offer all the courses you need to meet your career goals, from apprenticeship through continuing education and specialty courses. Additionally, you'll find a variety of locations and dates to best fit your needs. We also offer our licensing courses via correspondence in conjunction with Kaplan University. All of our courses are approved by the Texas Real Estate Commission and may be accepted for credit in other states.



11-day Residential Home Inspection Course – 90 hours

This enhanced training program includes how to inspect a home in compliance with the standards of practice of recognized professional inspection organizations. “Hands-on” inspecting, report writing, setting up your business, and running a successful inspection company are only a few of the subjects covered. See below for a complete outline of the topics covered.

- *Day 1:* The Scope of Inspections; The Home Inspection Business; Report Writing
- *Day 2:* Structure
- *Day 3:* Exterior; Interior
- *Day 4:* Roofing
- *Day 5:* Plumbing
- *Day 6:* Field Inspection
- *Day 7 & 8:* Electrical
- *Day 9 & 10:* Heat Pumps; Central Air Conditioning
- *Day 11:* Marketing & Sales; Final Examination

Tuition: \$2,749

Please refer to the Premier Inspector Training Course on page 4 for the class schedule.

Business Principles for the Home Inspector – 38 hours

Beginning a new career without the proper business training is a surefire way to fail. This correspondence course is vital for creating a successful home inspection company. You will be given the tools to understand Texas requirements and Standards of Practice. You will explore business aspects of the professional inspector career, from business planning to marketing, and managing liability. This course also covers report-writing, form completion, important rules, regulations and ethics.

Tuition: \$299 + shipping & handling



Individual

Licensing Courses and Descriptions

Dallas area classes are held at:

4100 Midway Road, Suite 1055
Carrollton, TX, 75007

Houston area classes are held at:

1250 West Sam Houston
Parkway South, Suite 150
Houston, TX, 77042

“I wanted to let you guys know I passed the exam on the first try! I have sent three friends of mine to you to take the inspector classes. It is very helpful to have someone as knowledgeable and patient as your team when I need something! Thank you again.”
- Tommy Lanier

IRC Code Module – 35 hours

This course can be used as ICC Exam Prep

Although home inspectors are not “CODE” inspectors, understanding the fundamentals of codes is essential in the home inspection business. The IRC Code Module is one of the true values of choosing to be trained with Kaplan Professional Schools and ITA. We took our years of experience with codes and applied them to this correspondence course, which includes a listing of the most important home inspection codes. This course is a valuable tool to help you study codes and gain a better understanding of their important role in the inspection process and on the TREC Professional Inspector exam.

Tuition: \$299 + shipping & handling

Exam Prep for Inspectors – 2 days

Prepare for your Inspectors Exam! This high-powered course reviews all major concepts, provides you with winning test strategies, and helps you walk into your exam confident in your knowledge and prepared to pass.

Tuition: \$249

September – December 2006 Schedule:

Time: 8:30am – 5:30pm

Dallas Area

Sep 28 – 29
Oct 30 – Nov 1
Nov 29 – 30
Dec 21 – 22

Houston Area

Sep 27 – 28
Oct 12 – 13
Nov 30 – Dec 1
Dec 27 – 28

Inspector Continuing Education (ICE) Courses

Classroom Courses

Manufactured Home Inspection - 8-hour class/8 ICE credit hours

One of the fastest growing inspection markets, manufactured homes are definitely different than other homes. Learn the unique requirements and defects. Learn the differences between Manufactured Homes and Modular Homes and what the differences mean when you are inspecting them.

Tuition: \$119

Time: 8:30am - 5:30pm

Dallas Area Dates: Oct 26

Houston Area Dates: Nov 28

Code Check - 16-hour class/16 ICE credit hours

Course material has been updated for 2006

Learn the applications and requirements of the Building, Plumbing, Mechanical and Electrical Codes throughout the United States. In addition you will receive the Code Check Book for free when you attend the course. This course is a great prep for the ICC certification exam.

Tuition: \$249

Time: 8:30am - 5:30pm

Austin Area Dates: Sep 23 – 24; Dec 1 – 2

Dallas Area Dates: Sep 25 – 26; Nov 27 – 28

Houston Area Dates: Oct 9 – 10; Dec 14 – 15

**Purchase the additional
four Code Check Guides
for only \$55!**

Pool & Spa Inspection - 8-hour class/8 ICE credit hours

Course material has been updated for 2006

From diving board to drain cover, this course is designed to help you increase your knowledge and revenue. Pool and spa inspections are a potential source of revenue or liability due to the complex nature of the beasts. Most companies charge additional fees for these inspections to compensate for the time and knowledge required. It seems that every system looks different or has different features. We will help to demystify the world of pools and spas with this informative course. Learn about all the electrical requirements, equipment operation, various common problems, and how to report your findings.

Tuition: \$119

Time: 8:30am - 5:30pm

Dallas Area Dates: Oct 25

Houston Area Dates: Nov 27

Advanced Standard of Practice; Field Application - 4 days /16 ICE credit hours

Experience valuable hands-on training while attending this four-day course! This is a great opportunity to apply what you have learned in the classroom to the real world under the supervision of professional inspectors. Visit a builder's development and inspect all phases of new construction from "Dirt to Completion" and conduct inspections on 4-6 additional existing homes. Classroom topics include "Tricks of the Trade", Report Writing and Presentation. This course will give you the confidence to conduct home inspections in a complete and professional manner and present your results in a format that is most useful to your client.

Tuition: \$449

Time: 8:00am - 5:40pm

Dallas Area Dates: Dec 11 – 14

Houston Area Dates: Sep 18 – 21

Learn *to* Earn!

Whether you just started out in the home inspection business or are a seasoned professional with years of experience, there are always opportunities for you to increase your business and make more money! Kaplan Professional Schools has designed the following Business Enhancement ICE Courses to help you put more money into your pocket by learning how to take advantage of industry niches and markets.

Our Business Enhancement ICE Courses will not only help you become more successful in your business, but they will also satisfy your state-required Inspector Continuing Education (ICE) hours. Typically, the requirements are 16 hours annually for both Real Estate Inspectors and Professional Real Estate Inspectors.

We offer classroom courses in the Dallas, Houston and Austin areas, and 16 correspondence courses in conjunction with Kaplan University. Location addresses and maps are on page 16. Be sure you always confirm what you need before you take a class.

Inspector

Continuing Education (ICE) Courses

Correspondence Courses

Each correspondence course includes a proctored final written exam, which you are required to pass with a 70% or better to receive credit.

Choose any two correspondence courses for \$199!*

Building Codes Relevant to Home Inspection

8 ICE credit hours

HVAC Codes Relevant to Home Inspection

8 ICE credit hours

Electrical Codes Relevant to Home Inspection

8 ICE credit hours

Plumbing Codes Relevant to Home Inspection

8 ICE credit hours

To be a successful home inspector, you must have a general working knowledge of the fundamentals of codes. Each of the courses above reviews the basic requirements of the International Residential Code for the specific topic as published by the International Code Council. Included are graphical guides to help you properly report conditions found to clients and other parties. Obtain a solid understanding and learn to demonstrate a working knowledge of code disciplines and proper installation practices of residential components.

Structures, Interiors and Roof Inspection

8 ICE credit hours

This course will provide you with a sound introduction to the classification of structural, interior and roofing systems specific to residential dwellings, with special emphasis on the components accessible during a resale home inspection. The course also covers proper installation practices of these systems in residential construction including history, sources of information, foundations, framing, interior finishes, roofing types and vapor retarders.

Electrical Inspection

8 ICE credit hours

Performing electrical inspections requires a general working knowledge of the fundamentals of electrical theory, voltage, current and materials typically encountered. In this course, you will learn the tools and methods required and grasp the ramifications and magnitude of conditions found during the inspection. Topics include history, nomenclature, installation practices, safety issues, wiring methods, devices and appliances.

Mechanical Inspection

8 ICE credit hours

This course teaches you the requirements of mechanical (HVAC) inspection. Learn the fundamentals of heating, ventilation, air conditioning, and materials typically encountered during mechanical inspections. You will gain a solid understanding of cooling and ventilation, sources of heat, energy supplies, heat loss and gain, air movement, conventional installation methods, history of indoor heating, and more.

Plumbing Inspection

8 ICE credit hours

This course provides you with a sound introduction to the components, materials and mechanics of plumbing systems. Learn the basics of supply, drain, waste and vent piping, fixtures and materials. Topics include proper installation practices, inspection methods and strategies, history of indoor plumbing, sources of potable water, heating, cross-connection control, and typical conditions found.

Roofing Inspection

8 ICE credit hours

Learn the fundamental components, materials and mechanics involved in roofing and exterior system inspections. This course covers nomenclature, materials, installation methods, proper reporting to clients and other parties, history of residential roofing, known defective materials, typical maintenance needs, roofing components and more.

*Courses sold individually for \$119

Now you're ready for business!

Ready to increase the success of your company? Kaplan Professional Schools and ITA are here to provide you with everything you need to create and maintain a profitable home inspection business. The next two pages list just some of our products and services that have been developed by home inspectors who know from experience what it takes to sustain a thriving career. To obtain more information, call 1-800-323-9235.

InspectNOW Report Writing Software

TEXAS

A Texas Licensed Inspector is required to use the inspection report form titled "The Property Inspection Report 7A-0" when inspecting one to four dwellings. Inspectors can either fill out the form by hand or type the notes into an electronic version of the form later. These options are not only time consuming, they can lead to errors.

Using InspectNow Software, Inspectors collect data directly to a hand-held Pocket PC or Windows CE table top computer, load photos; print a TREC 7A-0 Report on-site, burn to CD, or simply e-mail to client. Inspectors can pick from a list of standard comments written by veteran Inspectors, or write their own.

Features Include:

- **Step by Step interactive training program** (on CD)
- **Easy to use room-by-room reporting** (puts findings in appropriate sections on the TREC report)
- **Built-in pick list** (over 1000 comments)
- **The ability to load pictures and graphics into the report**
- **The ability to print on-site, e-mail, fax or burn to a CD**
- **Templates to create your own custom reports and pick lists** (Template Maker software included)
- **Free updates with purchase of report template bundles**
- **Free telephone support for 30 days**
- **Free email support after 30 days**

Price: \$349 (includes Template Maker & Pocket PC software w/50 reports)

Texas Report Forms

These popular forms and software will help you better serve your customer.

- **Texas 4-part NCR Report Forms** - Thousands of inspectors have created successful businesses using this efficient reporting system. These 8.5"x11" Texas standard report forms contain pages specific to Grounds, Exterior/ Foundations, Roofs, Plumbing, Heating, Electrical, Interior, Garages, Kitchens and Bathrooms. Also included are helpful Contract and Summary pages and a presentation folder. Prices vary—please call for more information.
- **Pre-Drywall Report Forms** - New construction inspections are a lucrative service that many inspectors pursue. These forms offer a clear method of reporting and describing these types of inspections, from slope and grading issues to electrical. Prices vary—please call for more information.

Code Check Guides

Our popular Code Check series provides you with the answers to the most common building questions, explains hundreds of code facts, and outlines detailed specifications. Choose from plastic laminated flipchart guides for easy reference, a set of four videos or DVDs with extensive visuals and graphics, or a CD-ROM including over 400 illustrations with captions.

- **Code Check Combo Pack** (Set of 5 guides – Combo, Building, Plumbing, Electrical, HVAC)
Price: \$69
- **Code Check DVD Series** (Set of 4 DVDs – Building, Plumbing, Electrical, Mechanical)
Price: \$179
Also available in VHS
- **Code Check Illustration CD** (Over 400 illustrations – Building, Plumbing, Electrical, HVAC)
Price: \$139

Marketing Services

ITA has been creating professional marketing materials for home inspectors for over 11 years. Our team of graphic design specialists has assisted thousands of home inspectors create customized professional images for their companies. We use our expertise in the home inspection profession to provide you with effective marketing tools to help you prosper. Prices vary—please call for more information.

- Logo Design
- Business Cards
- Stationery
- Website Design/Hosting
- Brochures/Flyers/Postcards/Thank You Cards
- And More!

Packages:

- Logo, Business Card, Brochure, Flier & Platinum Web
Price: \$1,295
- Logo, Business Card, Brochure, Flier
Price: \$985

To view samples online visit www.inspectormarketing.com.

Tools and Supplies



Essential Inspector's Tool Kit

Item # T565

\$429 (retail \$550)

- Microwave Leak Detector
- GB GFCI Circuit Tester
- Fluke Voltage Detector
- Scratch Awl
- Water Pressure Gauge
- Stanley 16" tape measure
- General Inspection Mirror
- Respirator
- Knee Pads
- Safety Glasses
- Tyvek Protective Coveralls
- Shoe Covers
- Razor Knife
- Stanley 6-way screwdriver
- -40° to 160° F Pocket Pin Thermometer
- Carrying Pouch
- Ultra Stinger
- Flashlight Ring Holder



Electronic Water Level

\$299.50 includes shipping

Fast, easy, accurate one-man elevation measurement for home inspections and appraisals. The Electronic Water Level will accurately document floor variations in every room of the home in minutes.

Eliminates guess work and provides the home owner with an accurate documented elevation plot of the floor. This device is especially useful in areas where settling is a problem. Add credibility, protection and value to your report.



Flashlight

HP Rechargeable Flashlight

Item# T5401

\$129.95 (retail \$159.95)

High Performance for up to 40,000 candlepower, lightweight, short, plastic Anodized against corrosion Self-cleaning switch Spot-to-flood beam.

Includes: AC Adapter

Fast Charger and Car Adapter Fast Charger.



Mini Temp Thermometer

Item# T5301

\$99.95

This thermometer is easy to use, and since it doesn't contact the object being measured, it is the safest way to measure hot, hard-to-reach, or moving parts, while eliminating potential damage and contamination. Just pull the trigger! The MiniTemp shows the temperature in an instant on its large, backlit display.



Telescopic Ladder 326/1205

Item# T563

\$288

Length: 30 inches to 12.5 feet (fully extended)

Weight: 22 lbs.

Outer dimensions of packaging:

31" x 3.5" x 19.5"

Equivalent to 16 feet extension ladders.

Telesteps are probably the world's most innovative and flexible ladders, and have also been awarded the most prizes. Supremely smooth and easy to use, carry, transport and store. Telesteps are ten ladders in one. All you need to do is pull out your Telesteps, step by step, to the length you need to reach comfortably - up to 3.3 meters. All ladders are made at the Telesteps factory in Sweden, guaranteeing top quality to the smallest detail, a long service life and a high degree of safety in accordance with accepted norms.



Little Giant® Type II Ladder System 250-300 Lbs. rated

(with 3 Year Warranty)

Item #T50-250

\$339

Model 17' 250 lb. rating

The medium duty Little Giant type II Ladder System maintains the same ingenious design as the original heavy duty Little Giant Ladder, only it weighs less. It replaces several sizes of conventional and telescoping step ladders. It may be adjusted to fit safely on stairs and other uneven surfaces. When used with the auxiliary spreader bar (work platform), two matching scaffolding trestles can be made. The system stores in only one-fourth of its fully extended height, comes complete with skid resistant feet, flared legs for improved stability, and a 3 year limited warranty.

We carry all of the sizes and weight classifications of this extremely versatile ladder. This is definitely the professional inspector's choice!

Business Start-Up Videos

Getting started in the Home Inspection Business Course



Getting Started in the Home Inspection Business Training Course #KC500 Special \$329

(Includes the Getting Started and Inspection Techniques Courses. This course is a self-study course without exam or certificate of completion.)

Best Value! Eight DVDs & Two Workbooks for only \$329.00

Getting Started Business Course

#B102 + D110 \$159
(4 hours and 40 minutes of DVD and Workbook)

Inspection Techniques Course

#B101 + D150X \$249
(11.5 hours of DVD and Workbook)

Video Education From ITA

Getting Started DVD

Item# D110 \$129

Whether your thinking of starting a Home Inspection Business or are just ready to take your existing business to the next level, the professionals at ITA are here to help. Learn what it takes to start and grow a successful Home Inspection Business from industry experts like Michael Casey, Douglas Hansen and others.



learn2inspect Training Video

Item # V2001 \$69.95

Learn valuable tips and inspection techniques from Kevin O'Malley and John Cahill, two veteran inspectors, as they evaluate a home based on the Standards of Practice of the American Society of Home Inspectors. From foundation to roof, you will gain more knowledge from this video than any other program. This video was recorded live at the American Society of Home Inspectors' Educational Conference. Order online and receive **\$20 off!**

Inspection Techniques Videos

Structure, Exterior & Interior

3.5 hours \$59.95 - Item# D150A

Central Air Conditioning
45 minutes \$39.95 - Item# D150B

Heating
1 hour 37 minutes \$49.95 - Item# D150C

Roofing
1 hour 15 minutes \$49.95 - Item# D150D

Electrical
2 hours 30 minutes \$59.95 - Item# D150E

Plumbing
1 hour 30 minutes \$39.95 - Item# D150F

Need Inspection Training Without the Business Start-up Help?

Purchase the complete Inspection Techniques Video Set for only \$199.95 and gain over 11 hours of inspection techniques.

Code Check Video Series

Item# V540 \$169.95
(Complete Set)



Four video set Electrical, Mechanical, Plumbing, and Building. This informative series of videos is based on the ever-popular Code Check Book: A Field Guide to Building a Safe House.

The narrative video explains hundreds of Code facts in detail with on-site, real life displays and extensive pictorial examples.

Business Start-Up Books

Complete Book of Home Inspection



Item# B536 **\$16.95**
This fully illustrated book provides instruction on inspecting a house, including interior, exterior, roof and mechanical systems. Great reading value for the dollar investment. One of the most popular books we carry.

Inspecting A House




Item# B599 **\$24.95**
In this comprehensive, heavily illustrated guide, Rex Cauldwell offers insights from his years of experience, presenting a logical sequence of inspection so that nothing gets missed. Cauldwell explains how-to: Create a Methodical system of inspection, evaluate heating, electrical and plumbing systems, check for cross-connections that can contaminate the watersupply, ensure safety on the job, inspect roofs, gutters, flashings and more!

Home Reference Training Manual Book



Item# B516 **\$95**
The clearest, most comprehensive reference guide to evaluating and maintaining a home available today. This easy to use manual contains over 400 informative pages full of practical information and detailed illustrations. A simple explanation of home construction, with detailed chapters on each house system.

Wells and Septic Systems



Item# B521 **\$19.95**
This reliable guide to building and maintaining a well and septic system provides all the basic with some background will find that it gives them the sort of practical guidance they need. information. Easy to understand, and the construction advice is detailed and well supported by line drawings. Those with some background will find that it gives them the sort of practical guidance they need.

Illustrated Home Book and CD-ROM



Book & CD-ROM
Item# B5161 **\$295**
Book Only:
Item# B5162 **\$95**
Now you can really impress your clients with The Illustrated Home Book and CD-ROM. At an and inspection, just open the 300+ page book show clients

detailed illustrations of the inner workings of their home. You won't have to make difficult or lengthy explanations any longer. A picture is worth a thousand words.


And even better, if you do a computer generated report, you can import any of the more than 1600 illustrations directly from the CD-ROM into your inspection report! Or add illustrations to your promotional newsletters, brochures or supplementary information. You'll be doubly impressive.

Code Check and Combo Packs



Item# KB596 **\$69**
(All 5 Books)
Answers to the 600 most common building questions. References national building codes, including UBC and IRC, "A flip chart to the codes." This is a great tool for use in the field for quick reference. It is plastic laminated and easy to use. One of the most popular tools for home inspectors!

Code Check Illustration CD



Item# S596 **\$139**
The complete collection of drawings including Electrical, Plumbing, HVAC and Building. Over 400 illustrations with captions. Illustrations are in JPG format so you can insert easily in your reports.

Professional Pool Maintenance Manual



(Updated - 3X more info!)
Item# B519 **\$29.95**
If pool and spa inspection is part of your company service, then this book will be a valuable addition to your library. This all-in-one reference will show you how to install, troubleshoot, repair and maintain pool and spa systems. Become more knowledgeable about these complex components. Over 690 pages. *If this book catches your attention, check out our Pool & Spa Course on page 10.*



PROFESSIONAL
SCHOOLS

4100 Midway Rd., Ste. 1055
Carrollton, TX 75007

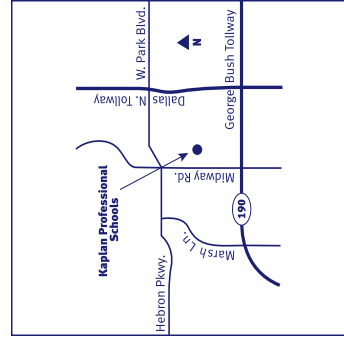
www.kptexas.com

Home Inspector Licensing and Continuing Education Course Catalog September - December 2006

Class Locations

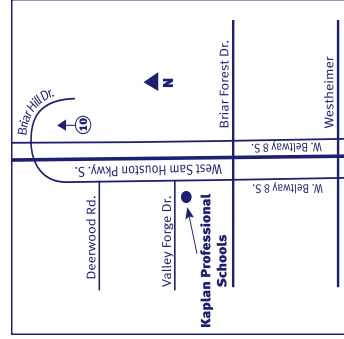
Dallas Area

4100 Midway Rd., #1055
Carrollton, TX, 75007



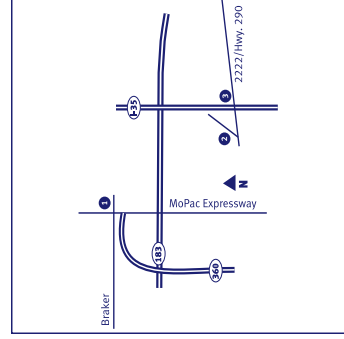
Houston Area

1250 W. Sam Houston
Pkwy. S., #150
Houston, TX, 77042
(In the Honeywell building, just
south of the fire station)



Austin Area

1: University of Phoenix
2: Park Plaza Hotel
3: Doubletree Hotel



ISBN: 0-X213-1520-2

Reorder No.: 2131-5202